

# Pilgrims Quill Studio

CALLIGRAPHY & DESIGN

Christy Schroeder-Lloyd

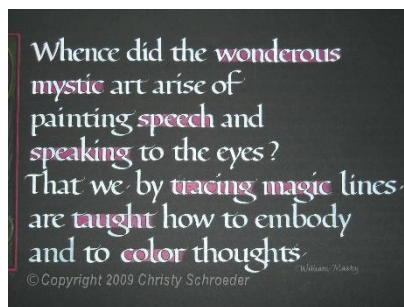
89 N. Harvey Road • Blaine, WA 98230 • 360.332.2210

[www.pilgrimsquill.com](http://www.pilgrimsquill.com) • [christy@pilgrimsquill.com](mailto:christy@pilgrimsquill.com)

## CLASS OFFERINGS

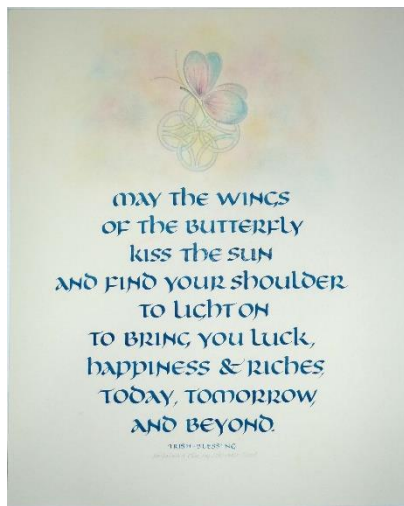
Though a suggested time frame is given for each class, this can be adjusted to accommodate weekend workshops or other circumstances.

### *The Foundational Hand*



Is learning calligraphy on your “bucket list”? This is the class for you! Join me for a six week introductory course to a calligraphy hand ideal for beginners. Known as a “book hand”, the beauty of Foundational is in its simplicity. Learn the technique, analysis, and discipline necessary to create these beautiful letters.

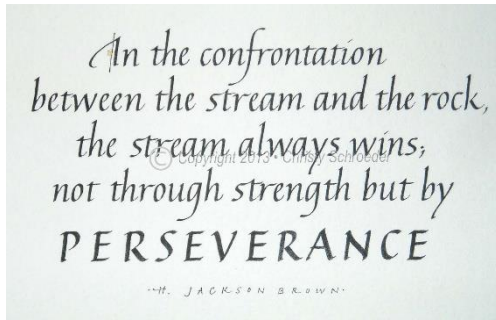
**6 weeks, 12 hours total**



### *The Uncial Hand*

What do 4<sup>th</sup> century Africa, 6<sup>th</sup> c. Italy, and 8<sup>th</sup> c. England have in common? Join me for six weeks of “calligraphic time travel”, exploring the history and letter formation of a calligraphy style called *Uncial* (pronounced ‘un-shul’). Commonly associated with Celtic or Irish art, Uncial is in a class of its own. Fourth to eighth century historical samples will be our guide in learning a consistent, modernized form of this ancient calligraphic hand. Uncial is perfectly suited for calligraphic beginners and those with experience who wish to add a unique style to their lettering knowledge.

**6 weeks, 12 hours total**



### *The Italic Hand*

Perhaps the most recognized and practiced calligraphy style, the grace and versatility of Italic is ideal for a variety of applications. Join me for a six week introductory course to this beautiful hand and learn the technique, analysis, and discipline necessary to create letters as an art form. Students will also be introduced

to the historic development of Italic from the Renaissance period.

**6 weeks, 12 hours total**

## Carolingian Calligraphy

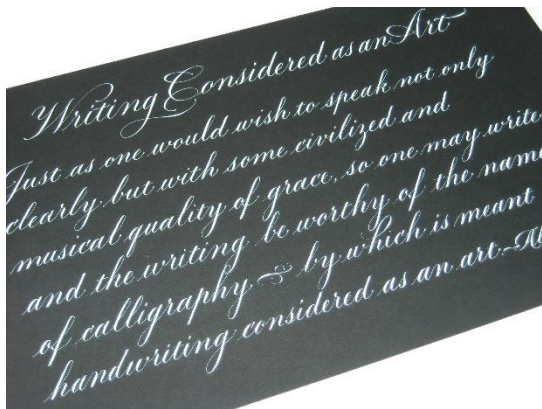


### *The Carolingian Hand*

An elegant manuscript from the 9<sup>th</sup> century will be our launching point as we learn an early calligraphy style known as “Carolingian”. This class is designed for new and continuing students of calligraphy. Previous students will recognize characteristics of previously learned styles, and all students will learn the lasting influence Carolingian has played on script

development throughout history. Join me for a six week intro, learning the skills and techniques to create these flowing and graceful letterforms.

**6 weeks, 12 hours total**



### *Copperplate Calligraphy for Beginners*

This highly sought-after class will introduce you to the graceful elegance of Copperplate calligraphy. In this eight week class, you will learn the technique behind the “pointed pen” and even how to practice in pencil! Whether you are brushing up on current skills or learning calligraphy for the first time, you will rediscover an appreciation for the handwritten word through the rhythmic beauty of this 18<sup>th</sup> -19<sup>th</sup> century script. **8 weeks, 2 ½ hour sessions**

*Continued below...*

## *The Calligraphy Project Class*

A wise calligrapher once said, “Useful practice is the making of real or definite things.” Take the next step and learn how to create a finished calligraphy piece. Basic layouts, writing in color, sampling papers, and ruling the unlined paper for writing—let’s put it into practice! Prior calligraphy experience required as this is not a letterform instruction class.


**6 weeks**, 12 hours total

\*Class size is limited so that individual focus may be given to each project\*

## *Calligraphy Study Sessions*

Designed for those who have previously taken calligraphy classes from Christy, the study sessions provide you the opportunity and encouragement to continue your practice and/or projects in a motivating class environment and receive feedback, guidance, and critique individually with Christy. Participants will guide the direction of their independent study based on their questions and what they wish to work on. *Please note: this is not a calligraphy instruction class for new students.*

**4 weeks**, 2 ½ hour long sessions (10 hours total)



## *Finding Our Roots: Developing a Script from Historical Sources*

The heritage of calligraphy can be seen as an ancestral family tree, and the roots stabilizing that tree being the scribes and historic manuscripts of centuries past. With this concept in mind, it’s not a stretch to place our own name among those medieval scribes and early 20<sup>th</sup> century “revivalists” of calligraphy!

*But how did THEY learn?*

This question will guide and shape our class. An instructor’s exemplar will not be part of this workshop— instead, the development of our studied script will be based on *your* analysis, decisions, and application of your observations of a historic model.

Our objective is three-fold—our methods will:

- draw us back to our calligraphic history;
- help students see that any hand can be learned from a good historic model; and,
- this approach will release us from the idea of “perfection” and slavishly copying a teacher’s handout.

Join me as we step back in time and return to our calligraphic roots!

**6 weeks**, 12 hours total

## Single Day Classes

You may be writing, and the fullness of your heart will come to your hand also. Your heart may speak through writing. Your heart may speak through your eyes also. You know that when you look at people they must be able to see God in your eyes. If you get distracted and worldly then they will not be able to see God like that. The fullness of our heart is expressed in our eyes, in our touch, in what we write, in what we say, in the way we walk, the way we receive, the way we need. -mother Teresa-

© christina hester of the writing will studio

### ***Akim (uh•keem) Swing!***

A monoline form with a swinging rhythm, Akim Cursive is a simple yet eye catching contemporary lettering style developed by German calligrapher Hans-Joachim Burgert. A fun style for cards, journaling and scrapbooking! No calligraphy experience needed!

3 hour class



### ***Whimsical Letters***

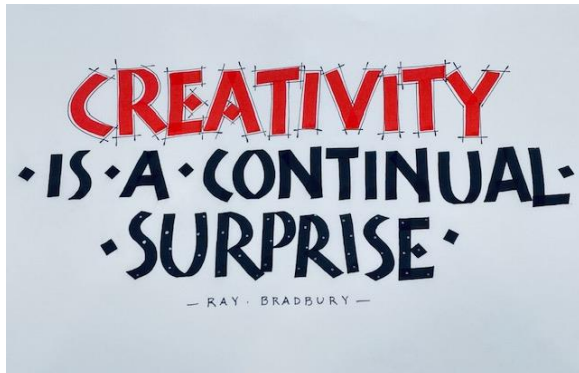
This class will put a whimsical spin on traditionally formal drawn letterforms—a fun and creative lettering option for cards, scrapbooking, journaling, and more! Come prepared to give these letters your own personality! This class focuses on letter drawing.

3 hour class



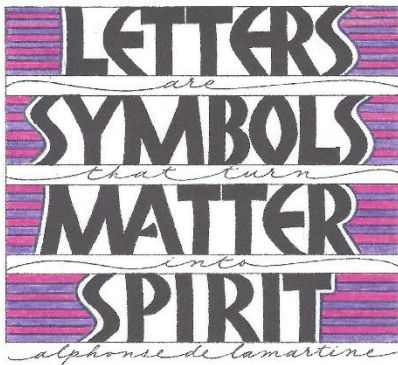
### ***Color for Whimsical Letters***

Come and explore various techniques with colored pencil, watercolor pencil, watercolors, markers, and layering. Learn methods to create soft, subtle, bold and dense color for images, as well as some highlights and decoration for an extra “pop!” 3+ hours



### *Neuland Lettering*

This fun-packed, unintimidating class is for non-calligraphers AND calligraphers alike! Let's get your fingers moving with a chisel edge calligraphy pen (Parallel Pen, ZIG marker, etc) as we learn these bold and blocky letter forms, perfect for decorating or simply making a bold statement! 3 hours



### *Negative is the New Positive!*

Explore the possibilities of turning empty negative space into eye-catching pockets of color and design! From your own printing to broad-edge calligraphy or brush lettering, see what a bit of "color in the counters" can do to create everything from playful whimsy to formal attention. No calligraphy experience required. 3 hours



### *Pointed Brush Pen Lettering*

Do you love brush markers but aren't sure how to use them for anything but coloring? Come and spend a few hours learning the basics of pointed brush pen lettering and discover the potential of this versatile tool. We will also explore some additional tips and techniques to give your letters some extra pizzazz! No calligraphy (or dancing) experience is required—just a willingness to try something new! 3 hours


*Continued below...*



### ***Creative Brush Pen Lettering***

This class introduces a basic printed alphabet using the brush pen. With the basic A-Z established, we will then add some creative flair giving our letters character and attitude! A great style for journaling, cards, scrapbooking, and a personal expression of words important to you! No calligraphy or brush pen lettering is required. 3 hours

*This class is different from the Pointed Brush Pen Calligraphy class*



### ***Going Postal!***

Start thinking of your envelopes as the “gift wrap” of your cards! Come and gather some creative ideas for addressing envelopes that will make your postal workers smile. We will work on basic lettering ideas, formatting your “envies” in cool ways, and adding decorative elements with markers and/or whatever you may have stashed away in your crafting collection.

3 hour class



***Coming Soon...Italic Handwriting***